

LESSON PLAN

SUBJECT: COMMUNICATIVE ENGLISH(PRACTICAL)


BRANCH: COMMON

SEMESTER: 1st (2022-23)


NAME OF THE FACULTY: SANJAYA GOPAL TRIPATHY



GOVERNMENT POLYTECHNIC, BHADRAK



23/10/22
HOD, Math & Sc


Academic Coordinator


Principal
Govt. Polytechnic, Bhadrak

Discipline:	Semester:1st	Name of the Teaching Faculty :Sanjaya Gopal Tripathy
Subject: Communicative English(Practical)	No. of Days/per week class allotted:04	Semester from date: 25.10.2022 To Date:20.02.2023
Week	Class Day	No. of Weeks:15 Theory/ Practical Topics
1 st	1 st	Listening Skills-Introduction.
	2 nd	Definition of Listening and difference between listening and Hearing.
	3 rd	Reading of text by the student to understand the concept of intonation.
	4 th	Using listening skill to practice dictation.
2 nd	1 st	Continuation of listening skills
	2 nd	Continuation of listening skills
	3 rd	Continuation of listening skills
	4 th	Continuation of listening skills
3 rd	1 st	Continuation of listening skills
	2 nd	Conduction of a viva to gauge the basic understanding of the topics taught.
	3 rd	Speaking Skills-Introduction
	4 th	Reading aloud of dialogues,text,poems,speeches focusing on intonation.
4 th	1 st	Self Introduction-Learning how to introduce oneself in a professional setting.
	2 nd	Role Plays on any two situations-Especially made up scenarios to perform scenes from mundane life or from the text.
	3 rd	Telephonic Conversations-To make the students aware of how to answer a phone call in a professional setting.
	4 th	Introduction to Phonetics.
5 th	1 st	Types of sounds in phonetics-Consonant Sounds,Vowel Sounds
	2 nd	Students to practice pronunciation of different Vowel Sounds
	3 rd	Understanding the difference between vowel glides(Diphthongs) and Pure Vowels through proper pronunciation
	4 th	A viva test to gauge the understanding of the students of the topics taught above.
6 th	1 st	To Understand the origin of sound in the human system and its formation into vowel or consonant sounds in the buccal cavity.
	2 nd	Students to practice the diagram of the buccal cavity and the Sub-division of the tongue for articulation of sounds.
	3 rd	
	4 th	Continuation of Speaking Skills
7 th	1 st	Continuation of Speaking Skills
	2 nd	Continuation of Speaking Skills
	3 rd	Continuation of Speaking Skills
	4 th	Continuation of Speaking Skills
8 th	1 st	Continuation of Speaking Skills
	2 nd	Continuation of Speaking Skills
	3 rd	Personality Development-Initiation
	4 th	Physical appearance-How to maintain posture and gesture,neatlydressed,exude confidence through proper sitting,standing and walking methods.
9 th	1 st	Audience Purpose-The importance of audience to help the speaker connect with what is being imparted through the

		speech, and feedback of the audience in helping the speaker understand his faults.
	2 nd	Heredity
	3 rd	Environment
	4 th	Grooming-Men
10 th	1 st	Situation
	2 nd	Self Awareness
	3 rd	Traits for building positive personality.
	4 th	Grooming-Women
11 th	1 st	Interpersonal Communication-Introduction
	2 nd	Interpersonal Speaking
	3 rd	Hierarchical Communication
	4 th	Tips for developing good communication skills.
12 th	1 st	Voice Modulation.
	2 nd	Use of appropriate words and maintaining apt pitch while speaking.
	3 rd	Cross cultural communication, use of gesture and posture.
	4 th	Maintaining Etiquette.
13 th	1 st	Presentation in G.D. Seminars and Conferences-Introduction.
	2 nd	Presentation Content.
	3 rd	Physical Environment.
	4 th	Presentation style.
14 th	1 st	Strategies for public speaking.
	2 nd	Group Communication.
	3 rd	Revision of the above taught topics
	4 th	Viva Test on the above taught topics.
15 th	1 st	Previous Year Question discussion of Practicals.
	2 nd	Previous Year Question discussion of Practicals.
	3 rd	Previous Year Question discussion of Practicals.
	4 th	Previous Year Question discussion of Practicals.



 23/10/2022