

# LESSON PLAN

**SUB: Yarn Manufacture-II(Lab)**

**BRANCH: - TEXTILE ENGG.**


**SEMESTER:4<sup>th</sup>**


**SESSION:2023-24**


**NAME OF FACULTY: Shreepati Sundar Upadhyay (Lect. Textile Tech.)**



**GOVERNMENT POLYTECHNIC,  
BHADRAK**

  
HOD (I/C) Textile Engg.

  
Academic Co-ordinator

  
Principal  
Govt. Polytechnic, Bhadrak

## LESSON PLAN

**DEPARTMENT OF TEXTILE ENGG, GOVT. POLYTECHNIC, BHADRAK**

**SUBJECT: Yarn Manufacture - II Lab Periods: 6 per week SEMESTER: 4th**

**NAME OF FACULTY: S.S UPADHYAY ACADEMIC YEAR: 2023-2024**

**Semester From date: 16.1.2024 To Date: 26.04.2024 No. of weeks: 15**

Week	Class Day	Theory / Practical Topics
1st	1st	Study of the different parts of the Draw Frame and the flow of material in the machine
	2nd	Study of the different parts of the Draw Frame and the flow of material in the machine
	3rd	Study of the different parts of the Draw Frame and the flow of material in the machine
	4th	Study of the different parts of the Draw Frame and the flow of material in the machine
	5th	Study of the different parts of the Draw Frame and the flow of material in the machine
	6th	Study of the Gearing Diagram of Draw Frame and to calculate the draft constants as well as individual drafts
2nd	1st	Study of the Gearing Diagram of Draw Frame and to calculate the draft constants as well as individual drafts
	2nd	Study of the Gearing Diagram of Draw Frame and to calculate the draft constants as well as individual drafts
	3rd	Study of the Gearing Diagram of Draw Frame and to calculate the draft constants as well as individual drafts
	4th	Study of the Gearing Diagram of Draw Frame and to calculate the draft constants as well as individual drafts
	5th	Study of the Gearing Diagram of Draw Frame and to calculate the draft constants as well as individual drafts
	6th	Study of the Gearing Diagram of Draw Frame and to calculate the draft constants as well as individual drafts
3rd	1st	Study of the Gearing Diagram of Draw Frame and to calculate the draft constants as well as individual drafts
	2nd	Study of the Gearing Diagram of Draw Frame and to calculate the draft constants as well as individual drafts
	3rd	Study of the Gearing Diagram of Draw Frame and to calculate the draft constants as well as individual drafts
	4th	Learning of roller setting and changing of draft change pinion in the draw frame
	5th	Learning of roller setting and changing of draft change pinion in the draw frame
	6th	Learning of roller setting and changing of draft change pinion in the draw frame
	1st	Learning of roller setting and changing of draft change pinion in the draw frame

4th	2nd	Learning of roller setting and changing of draft change pinion in the draw frame
	3rd	Learning of roller setting and changing of draft change pinion in the draw frame
	4th	Learning of roller setting and changing of draft change pinion in the draw frame
	5th	Learning of roller setting and changing of draft change pinion in the draw frame
	6th	Learning of roller setting and changing of draft change pinion in the draw frame
5th	1st	Learning of roller setting and changing of draft change pinion in the draw frame
	2nd	Study of the parts and Flow of the material in a silver Lapper Machine
	3rd	Study of the parts and Flow of the material in a silver Lapper Machine
	4th	Study of the parts and Flow of the material in a silver Lapper Machine
	5th	Study of the parts and Flow of the material in a silver Lapper Machine
	6th	Study of the parts and Flow of the material in a silver Lapper Machine
6th	1st	Study of the parts and Flow of the material in a silver Lapper Machine
	2nd	Study of the parts and Flow of the material in a silver Lapper Machine
	3rd	Study of the parts and Flow of the material in a silver Lapper Machine
	4th	Study of the parts and Flow of the material in a silver Lapper Machine
	5th	Study of the parts and Flow of the material in a silver Lapper Machine
	6th	Study of the parts and flow of the material in a Ribbon Lapper Machine
7th	1st	Study of the parts and flow of the material in a Ribbon Lapper Machine
	2nd	Study of the parts and flow of the material in a Ribbon Lapper Machine
	3rd	Study of the parts and flow of the material in a Ribbon Lapper Machine
	4th	Study of the parts and flow of the material in a Ribbon Lapper Machine
	5th	Study of the parts and flow of the material in a Ribbon Lapper Machine
	6th	Study of the parts and flow of the material in a Ribbon Lapper Machine
8th	1st	Study of the parts and flow of the material in a Ribbon Lapper Machine
	2nd	Study of the parts and flow of the material in a Ribbon Lapper Machine
	3rd	Study of the parts and flow of the material in a Ribbon Lapper Machine
	4th	Study of the parts and flow of the material in the comber Machine
	5th	Study of the parts and flow of the material in the comber Machine
	6th	Study of the parts and flow of the material in the comber Machine
9th	1st	Study of the parts and flow of the material in the comber Machine
	2nd	Study of the parts and flow of the material in the comber Machine
	3rd	Study of the parts and flow of the material in the comber Machine
	4th	Study of the parts and flow of the material in the comber Machine
	5th	Study of the parts and flow of the material in the comber Machine
	6th	Study of the parts and flow of the material in the comber Machine
10th	1st	Study of the parts and flow of the material in the comber Machine
	2nd	Study of different parts and flow of material in a simplex machine
	3rd	Study of different parts and flow of material in a simplex machine

	4th	Study of different parts and flow of material in a simplex machine
	5th	Study of different parts and flow of material in a simplex machine
	6th	Study of different parts and flow of material in a simplex machine
11th	1st	Study of different parts and flow of material in a simplex machine
	2nd	Study of different parts and flow of material in a simplex machine
	3rd	Study of different parts and flow of material in a simplex machine
	4th	Study of different parts and flow of material in a simplex machine
	5th	Study of different parts and flow of material in a simplex machine
	6th	Study the Gearing Diagram of simplex and calculation of Draft Constant
12th	1st	Study the Gearing Diagram of simplex and calculation of Draft Constant
	2nd	Study the Gearing Diagram of simplex and calculation of Draft Constant
	3rd	Study the Gearing Diagram of simplex and calculation of Draft Constant
	4th	Study the Gearing Diagram of simplex and calculation of Draft Constant
	5th	Calculation of Spindle Speed and Twist Constant of a speed Frame
	6th	Calculation of Spindle Speed and Twist Constant of a speed Frame
13th	1st	Calculation of Spindle Speed and Twist Constant of a speed Frame
	2nd	Calculation of Spindle Speed and Twist Constant of a speed Frame
	3rd	Calculation of Spindle Speed and Twist Constant of a speed Frame
	4th	Learning of Changing C.P. , T.W. & L.W ., etc. in the speed frame
	5th	Learning of Changing C.P. , T.W. & L.W ., etc. in the speed frame
	6th	Learning of Changing C.P. , T.W. & L.W ., etc. in the speed frame
14th	1st	Learning of Changing C.P. , T.W. & L.W ., etc. in the speed frame
	2nd	Learning of Changing C.P. , T.W. & L.W ., etc. in the speed frame
	3rd	Study of building mechanism in speed frame
	4th	Study of building mechanism in speed frame
	5th	Study of building mechanism in speed frame
	6th	Study of building mechanism in speed frame
15th	1st	Study of building mechanism in speed frame
	2nd	Study of roller setting in speed frame
	3rd	Study of roller setting in speed frame
	4th	Study of roller setting in speed frame
	5th	Study of roller setting in speed frame
	6th	Study of roller setting in speed frame

Signature of  
Lect. Textile Engg.

Signature of  
HOD (I/C) Textile Engg.

Signature of  
Academic co-ordinator.