

LESSON PLAN

SUB: Textile Testing-II(Theory)

BRANCH: - TEXTILE ENGG.


SEMESTER:6TH


SESSION:2023-24


NAME OF FACULTY: Shreepati Sundar Upadhyay (Lect. Textile Tech.)



**GOVERNMENT POLYTECHNIC,
BHADRAK**


HOD (I/C) Textile Engg.


Academic Co-ordinator



Principal
Govt. Polytechnic, Bhadrak


LESSON PLAN

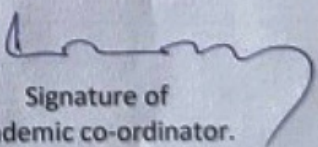
DEPARTMENT OF TEXTILE ENGG, GOVT. POLYTECHNIC, BHADRAK
SUBJECT: TEXTILE TESTING - II **Periods: 4 per week** **SEMESTER: 6th**
NAME OF FACULTY: S.S UPADHYAY **ACADEMIC YEAR: 2023-2024**
Semester From date: 16.01.2024 **To Date: 26.04.2024** **No. of weeks: 15**

Week	Class Day	Theory / Practical Topics
1st	1st	importance of twist in yarns
	2nd	importance of twist in ply yarns
	3rd	Twist factor
	4th	Relation of twist factor to yarn structure & strength
2nd	1st	Relation of twist factor to yarn structure & strength
	2nd	Mathematical relationship between TPI and TM / TF
	3rd	Mathematical relationship between TPI and TM / TF
	4th	Mathematical calculation of yarn diameter
3rd	1st	Mathematical calculation of yarn diameter
	2nd	Class for revision
	3rd	Factors affecting yarn strength
	4th	Measurement of single yarn strength and Lea strength
4th	1st	CRL principle
	2nd	CRL principle
	3rd	CRE principle
	4th	CRE principle
5th	1st	CRT principle
	2nd	CRT principle
	3rd	Principles of Textile Testing: Pendulum lever
	4th	Principles of Textile Testing: Pendulum lever
6th	1st	Principles of Textile Testing: I.P. tester
	2nd	Principles of Textile Testing: I.P. tester
	3rd	Principles of Textile Testing: Strain gauge
	4th	Principles of Textile Testing: Strain gauge
7th	1st	Class for revision
	2nd	Random & periodic variation
	3rd	Short term Periodic variation
	4th	Long term Periodic variation
8th	1st	Medium term Periodic variation
	2nd	Limit irregularity
	3rd	Index of irregularity
	4th	Addition of irregularity
9th	1st	Effect of doubling on Irregularity
	2nd	methods of assessing yarn irregularity by Visual method
	3rd	methods of assessing yarn irregularity by cutting and weighting method
	4th	methods of assessing yarn irregularity by photoelectric method
10th	1st	methods of assessing yarn irregularity by capacitance method
	2nd	Definition of Yarn Hairiness, ASTM Yarn grading
	3rd	Classimat yarn faults
	4th	Class for revision
11th	1st	Measurement of Dimensions
	2nd	Physical Properties of fabrics - Thickness
	3rd	Physical Properties of fabrics - weight
	4th	Physical Properties of fabrics - Shrinkage
12th	1st	Physical Properties of fabrics - crimp
	2nd	Air permeability
	3rd	Water permeability

	4th	Stiffness and crease recovery
13th	1st	Stiffness and crease recovery
	2nd	Drape
	3rd	Drape
	4th	Fabric handle
14th	1st	Fabric cover
	2nd	Fabric cover
	3rd	Class for revision
	4th	Tensile strength (Strip & Grab test)
15th	1st	Tearing Strength of cloth
	2nd	Bursting Strength of cloth
	3rd	Abrasion resistance and pilling
	4th	Class for revision


 Signature of
 Lect. Textile Engg.


 Signature of
 HOD (I/C) Textile Engg.


 Signature of
 Academic co-ordinator.