

LESSON PLAN

SUBJECT: COMMUNICATIVE ENGLISH LAB.


BRANCH: COMMON (MECHANICAL & TEXTILE)


SEMESTER: 2ND (2023-24)


NAME OF THE FACULTY: SANJAYA GOPAL TRIPATHY



GOVERNMENT POLYTECHNIC, BHADRAK



HOD, Math & Sc


Academic Coordinator


Principal
Govt. Polytechnic, Bhadrak

| Discipline: Mech & Text | Semester: 2nd | Name of the Teaching Faculty : Sanjaya Gopal Tripathy |
|------------------------------------|--------------------------------------|---|
| Subject: Communicative English Lab | No. of Days/per week class allotted: | Semester from date: 29.01.2024 To Date: 14.05.2024 |
| Week | Class Day | No. of Weeks: 15 Theory/ Practical Topics |
| 1 st | 1 st | Listening Skills-Introduction. |
| | 2 nd | Definition of Listening and difference between listening and Hearing. |
| | 3 rd | Reading of text by the student to understand the concept of intonation. |
| | 4 th | Using listening skill to practice dictation. |
| 2 nd | 1 st | Continuation of listening skills |
| | 2 nd | Continuation of listening skills |
| | 3 rd | Continuation of listening skills |
| | 4 th | Continuation of listening skills |
| 3 rd | 1 st | Continuation of listening skills |
| | 2 nd | Conduction of a viva to gauge the basic understanding of the topics taught. |
| | 3 rd | Speaking Skills-Introduction |
| | 4 th | Reading aloud of dialogues, text, poems, speeches focusing on intonation. |
| 4 th | 1 st | Self Introduction-Learning how to introduce oneself in a professional setting. |
| | 2 nd | Role Plays on any two situations-Especially made up scenarios to perform scenes from mundane life or from the text. |
| | 3 rd | Telephonic Conversations-To make the students aware of how to answer a phone call in a professional setting. |
| | 4 th | Introduction to Phonetics. |
| 5 th | 1 st | Types of sounds in phonetics-Consonant Sounds, Vowel Sounds |
| | 2 nd | Students to practice pronunciation of different Vowel Sounds |
| | 3 rd | Understanding the difference between vowel glides(Diphthongs) and Pure Vowels through proper pronunciation |
| | 4 th | A viva test to gauge the understanding of the students of the topics taught above. |
| 6 th | 1 st | To Understand the origin of sound in the human system and its formation into vowel or consonant sounds in the buccal cavity. |
| | 2 nd | Students to practice the diagram of the buccal cavity and the Sub-division of the tongue for articulation of sounds. |
| | 3 rd | |
| | 4 th | Continuation of Speaking Skills |
| 7 th | 1 st | Continuation of Speaking Skills |
| | 2 nd | Continuation of Speaking Skills |
| | 3 rd | Continuation of Speaking Skills |
| | 4 th | Continuation of Speaking Skills |
| 8 th | 1 st | Continuation of Speaking Skills |
| | 2 nd | Continuation of Speaking Skills |
| | 3 rd | Personality Development-Initiation |
| | 4 th | Physical appearance-How to maintain posture and gesture, neatly dressed, exude confidence through proper sitting, standing and walking methods. |
| 9 th | 1 st | Audience Purpose-The importance of audience to help the |

| | | |
|------------------|-----------------|--|
| | | speaker connect with what is being imparted through the speech, and feedback of the audience in helping the speaker understand his faults. |
| | 2 nd | Heredity |
| | 3 rd | Environment |
| | 4 th | Grooming-Men |
| 10 th | 1 st | Situation |
| | 2 nd | Self Awareness |
| | 3 rd | Traits for building positive personality. |
| | 4 th | Grooming-Women |
| 11 th | 1 st | Interpersonal Communication-Introduction |
| | 2 nd | Interpersonal Speaking |
| | 3 rd | Hierarchical Communication |
| | 4 th | Tips for developing good communication skills. |
| 12 th | 1 st | Voice Modulation. |
| | 2 nd | Use of appropriate words and maintaining apt pitch while speaking. |
| | 3 rd | Cross cultural communication, use of gesture and posture. |
| | 4 th | Maintaining Etiquette. |
| 13 th | 1 st | Presentation in G.D. Seminars and Conferences-Introduction. |
| | 2 nd | Presentation Content. |
| | 3 rd | Physical Environment. |
| | 4 th | Presentation style. |
| 14 th | 1 st | Strategies for public speaking. |
| | 2 nd | Group Communication. |
| | 3 rd | Revision of the above taught topics |
| | 4 th | Viva Test on the above taught topics. |
| 15 th | 1 st | Previous Year Question discussion of Practicals. |
| | 2 nd | Previous Year Question discussion of Practicals. |
| | 3 rd | Previous Year Question discussion of Practicals. |
| | 4 th | Previous Year Question discussion of Practicals. |


 Signature of Faculty