


LESSON PLAN

SUB: COMPUTER APPLICATION PRACTICAL

BRANCH:- TEXTILE ENGG.

SEMESTER:1ST


NAME OF FACULTY: LAXMIDHAR SETHY(Sr.Lect. CSE)



**GOVERNMENT POLYTECHNIC,
BHADRAK**


Hod, Math & Sc



Academic Co-ordinator
Academic Co-ordinator


Principal, 12-08-23
Govt. Polytechnic, Bhadrak

Discipline: Textile Engg.	Semester: 1st	Name of the Teaching Faculty : Laxmidhar Sethy
Subject: Computer Application Practical	No. of Days/per week class allotted:4	Semester from date: 16.08.2023 To Date: 11.12.2023 No. of Weeks:16
Week	Class Day	Practical
1 st	1 st	Identfication of Components of Computer
	2 nd	Booting Process,switch ON ,Shutdown and restart of Computer
	3 rd	Components and Information of keyboard
	4 th	Identification of types of Cabinet and front and back panel of cabinet
2 nd	1 st	To identify different power supply ,form factor of personal Computer
	2 nd	To identify different components and different ports present in motherboard
	3 rd	To identify different components and different ports present in motherboard
	4 th	Form factor,chipset and processor socket
3 rd	1 st	To identify different types of connection in motherboard
	2 nd	To identify different types of connection in motherboard
	3 rd	To identify cooling fan in motherboard and system
	4 th	To study about RAM and ROM
4 th	1 st	Expansion slot present in the system
	2 nd	SATA AND PATA connection
	3 rd	To study about different types of adapter and converters
	4 th	Study about assembling different parts of computer
5 th	1 st	To study about different types of safety measures
	2 nd	To study about different types of power fluctuation and power protection devices
	3 rd	The procedüre for proper disposal or recycling of hazardous computer
	4 th	Study of general lab tools ,disk management tool

6 th	1 st	To study about basic DOS commands
	2 nd	Basic DOS commands and Their Uses
	3 rd	To study about Basic WINDOWS operation
	4 th	To study basic mouse operation
7 th	1 st	File ,folder and windows keyboard shortcut
	2 nd	Study basic windows explorer and utilities
	3 rd	Installation and configuration of windows operating system
	4 th	Quick format and full format
8 th	1 st	Study Microsoft word
	2 nd	Allignment documents
	3 rd	Creating document and create table
	4 th	Keyboard shortcut key
9 th	1 st	Study of all tabs present in MS word
	2 nd	Create document and Table
	3 rd	Study of MS Excel
	4 th	MS Excel all tab
10 th	1 st	Excel formula based Calculation
	2 nd	Selection and filtering
	3 rd	Create Students details using Excel
	4 th	Study of MS Powerpoint
11 th	1 st	Slide management ,Image Editing
	2 nd	Study of easy powerpoint presentation
	3 rd	Create PPT Using Powerpoint
	4 th	Getting acquainted with internet connection and browser

12 th	1 st	Website,URL.HTTP and WWW
	2 nd	Net browsing with browser
	3 rd	Creating E-mail Id
	4 th	Sending and receiving e-mail
13 th	1 st	Composing email and chatting
	2 nd	Basic Idea of C programming and To print name using C Programming
	3 rd	Program in C to find the greatest among three numbers
	4 th	Program in C to the average of N numbers by using for loop
14 th	1 st	Program in C to determine whether a number is prime or not.
	2 nd	Program to convert temperature from centigrade to fahrenheit
	3 rd	Program to convert temperature from Fahrenheit to centigrade
	4 th	Program to check whether a number is armstrong or not.
15 th	1 st	Program to check whether a number is palindrome or not.
	2 nd	Program to compute the sine series
	3 rd	Program to accept row wise and column wise element in a two dimensional array and print them
	4 th	Program in C to find the vowel in a given string
16 th	1 st	Program in C to find factorial of a number by using recursion
	2 nd	Program in C to find the Sum of Fibonacci series by using function
	3 rd	Program in C to accept a number from keyboard and print it in a reverse order of entry
	4 th	Program in C to display pyramidal structure


 12.8.22
 Sr. Lect (Comp. Sc & Engg)
 Govt. Polytechnic, Bhadrak