


LESSON PLAN

SUB: FABRIC MANUFACTURE-III

BRANCH:- TEXTILE ENGG.

SEMESTER:5th

NAME OF FACULTY: BIRENDRA MEHER (LECTURER)



**GOVERNMENT POLYTECHNIC,
BHADRAK**

[Signature]
31/7/23
Hod, Textile Engg.

[Signature]
Academic Co-ordinator

[Signature]
07/07/23
Principal
Govt. Polytechnic, Bhadrak

LESSON PLAN

DEPARTMENT OF TEXTILE ENGG, GOVT. POLYTECHNIC, BHADRAK


SUBJECT: Fabric Manufacture - III Periods: 4 per week SEMESTER: 5th


NAME OF FACULTY: BIRENDRA MEHER ACADEMIC YEAR: 2023-2024

Semester From Date: 01.8.2023 To Date: 30.11.2023 No. of weeks: 15

Week	Class Day	Theory / Practical Topics
1st	1st	Defination of knitting, Courses & Wales, Types of Knitting.
	2nd	Defination of knitting, Courses & Wales, Types of Knitting.
	3rd	Comparision between Weaving and Knitting.
2nd	1st	Comparision between warp and weft knitting.
	2nd	Class for revision
	3rd	Types of basic weft knitted structures.
3rd	1st	Types of basic weft knitted structures.
	2nd	Representation of basic knitted structures in the form of loop diagrams and in the form of stitch notations.
	3rd	Representation of basic knitted structures in the form of loop diagrams and in the form of stitch notations.
4th	1st	Representation of basic knitted structures in the form of loop diagrams and in the form of stitch notations.
	2nd	Characteristics basic knitted structures and end uses.
	3rd	Characteristics basic knitted structures and end uses.
5th	1st	Characteristics basic knitted structures and end uses.
	2nd	Defination of float and luck stitches, Effects of tuck and float stitches.
	3rd	Defination of float and luck stitches, Effects of tuck and float stitches.
6th	1st	Class for revision
	2nd	Passage of material through circular weft knitting machine.
	3rd	Passage of material through circular weft knitting machine.
7th	1st	Function of the machinery parts: Creels, stop motions, positive feeders, yarn guides, take-up and winding mechanism.
	2nd	Function of the machinery parts: Creels, stop motions, positive feeders, yarn guides, take-up and winding mechanism.
	3rd	Arrangement of knitting elements, State the knitting action of stitch forming elements in single jersey and double jersey knitting machines (rib, inter lock and purl machines)
8th	1st	Arrangement of knitting elements, State the knitting action of stitch forming elements in single jersey and double jersey knitting machines (rib, inter lock and purl machines)
	2nd	Arrangement of knitting elements, State the knitting action of stitch forming elements in single jersey and double jersey knitting machines (rib, inter lock and purl machines)
	3rd	Arrangement of knitting elements, State the knitting action of stitch forming elements in single jersey and double jersey knitting machines (rib, inter lock and purl machines)
9th	1st	Class for revision
	2nd	Warp Knitting loop structures.
	3rd	Warp Knitting loop structures.

10th	1st	Warp Knitting loop structures.
	2nd	Warp Knitting loop structures.
	3rd	Differentiate warp knitting machines –Tricot & Rasset.
11th	1st	Differentiate warp knitting machines –Tricot & Rasset.
	2nd	Differentiate warp knitting machines –Tricot & Rasset.
	3rd	Differentiate warp knitting machines –Tricot & Rasset.
12th	1st	Differentiate warp knitting machines –Tricot & Rasset.
	2nd	Class for revision
	3rd	Defination of machine gauge , tightness factor and yarn number.
13th	1st	Calculation of weft knitting machine production, Calculation of loop length, fabric widths, weigh per square yard
	2nd	Calculation of weft knitting machine production, Calculation of loop length, fabric widths, weigh per square yard
	3rd	Calculation of weft knitting machine production, Calculation of loop length, fabric widths, weigh per square yard
14th	1st	Class for revision
	2nd	Introduction to non-woven technology.
	3rd	Types of fibres used and end uses of nonwovens.
15th	1st	Methods of web preparation & Orientation of fibres in the web.
	2nd	Methods of bonding of web, Brief idea on non-woven fabrics by needle punching, stitch bonding, spun bonding, thermal bonding, Adhesive bonding techniques etc.
	3rd	Class for revision


 Signature of
 Faculty
 (Lecture textile)


 Signature of
 HOD (I/C)
 Textile Engg.


 Signature of
 Academic Co-ordinator